

2012 Tundra



 **TOYOTA**
make things better

make things better.

Three words that influence everything we do at Toyota. They shape our commitment to safety and reliability, proven by the fact that 80% of Toyotas built in the past 20 years are still on the road today*.



They are words that inspire innovation, with breakthrough technologies like our Hybrid Synergy Drive and the Star Safety System™. They shape our commitment to this country, from our Canadian manufacturing plants, to the programs we support in communities big and small. At Toyota, we all strive to make things better, in our products, our services and in the lives of our customers. It's how we approach everything we do, every day.



Sometimes, you have to be tough to make things better. And that's evident throughout the rugged 2012 Toyota Tundra – a full-size pickup that has the muscle for any job you throw at it. It's versatile, with a choice of three cabs and three bed lengths to let you get the truck you need. And the 310 hp or 381 hp i-FORCE V8 engines will give you the power to tackle anything. Best of all, you can count on it, because it's built better – with the legendary quality, dependability and reliability you expect from Toyota. The 2012 Toyota Tundra. Big. Tough. Better.

What's the measure of a real truck?



MASSIVE RING GEAR
If there's a weak link on most pickup trucks, chances are it's the ring gear in the rear differential. It's where push comes to shove, especially under the stress of repeated heavy payloads³ and towing. To handle the massive torque loads of Tundra's available 5.7-litre V8, our engineers matched it to a massive ring gear: 266 mm [10.5"].

TRANSMISSION HEATING/COOLING SYSTEM
Controlling fluid temperatures is crucial to the longevity of any engine and transmission, especially under repeated hard use. To help Tundra's powerplants keep their muscular performance, they are equipped with an Automatic Transmission Fluid Warmer for cold-start performance you can bank on. Coolers for the ATF, engine oil and power steering fluid eliminate heat build-up under demanding loads and conditions.

BIG ON CHOICE With three truck bed sizes available short, standard or long, Tundra's cargo beds feature an impressive depth of 564 mm [22.2"] for whatever projects you choose.

AVAILABLE CLEATS AND TIE-DOWNS
Connected to the upper rail of the bed, the system uses four cleats rated at 100 kg [220 lbs] per attachment to help ensure that what's in the bed stays in the bed.

MORE PAYLOAD,³ MORE PAY Tundra also pays off when it comes to loading up the bed. The 5.7-litre 4X4 Tundra Regular Cab Long Bed can handle up to 825 kg [1,818 lbs], and maximum payload³ for the 5.7-litre 4X2 Tundra Regular Cab is up to 855 kg [1,885 lbs].



EASY LOWER AND LIFT TAILGATE Tundra's tailgate opens easily, and closes easily. Two fingers will do the job, thanks to a gas-charged damping strut that helps make sure it won't slam if you drop it.



i-FORCE 5.7-LITRE V8 The i-FORCE 5.7-litre V8 delivers 381 hp and 401 lb.ft. of torque, regulated by a heavy-duty 6-speed Super ECT automatic transmission. Efficiency is boosted by Dual VVT-i (independently controlled on the intake and exhaust valves), a low-friction cam assembly and transmission and power steering coolers that reduce heat build-up under heavy loads.

DECK RAIL SYSTEM Load up the Tundra's deep cargo bed and let the available and flexible Deck Rail System help secure the load.




i-FORCE 4.6-LITRE V8 The 310 hp i-FORCE 4.6-litre V8 has a 6-speed Super Electronically Controlled automatic transmission. Toyota's exclusive Dual Variable Valve Timing with intelligence optimizes the engine's volumetric efficiency to pump as much air as possible and extract maximum power. Peak torque is 327 lb.ft. at just 3,400 rpm. When towing heavy loads, response is there for powerful launches across a wide range of engine speeds. Uphill and downhill shift logic help control power for maximum efficiency on steep grades.



INTEGRATED HITCH RECEIVER All Tundra 4x4 and 4x2 models feature our standard heavy-duty towing package which comes with the hitch receiver integrated into the frame.

MAXIMUM TOWING CAPACITY 10,400 LBS The sturdiest hauler in the lineup is the 5.7-litre Tundra 4X2 Regular Cab that can pull up to 4,715 kg [10,400 lbs].



TRAPEZOIDAL FRAME SECTION When you think of suspension, you probably think about up-and-down movement. But our engineers also thought about lateral stability. The trapezoidal rear section of Tundra's TripleTech™ frame allows the rear leaf springs to be positioned toe-out, where the front is mounted farther out than the rear. The result: The trapezoidal rear frame section and the toe-out rear leaf springs combined deliver superior lateral stability when cornering and especially while towing heavy loads.

2-PIECE DRIVE SHAFT Double Cab and CrewMax Tundras are equipped with a 2-piece drive shaft that uses steel in the front half and aluminum in the rear to cut unsprung weight and reduce rotational mass for enhanced acceleration. On 4X4 models, the drive shaft uses large-diameter splines that allow the shaft length to adapt to articulation of the suspension and increase the drive shaft's ability to handle high torque loads.

6-SPEED AUTOMATIC Tundra's 6-speed automatic gives it a wide overall gear range. That translates into a brisk acceleration at low-and mid-range rpm. And first gear's ratio is extremely low – ideal for serious towing.

Regular Cab

With its deep cargo bed, Tundra's Regular Cab hauls a payload³ up to 855 kg (1885 lbs) - 4x2 and can tow up to 4715 kg (10,400 lbs) - 4x2. Inside, a host of practical features help take the edge off a rough day. The headrests can be adjusted to let you keep your hard hat where it belongs – on your head. Behind the front seat is a large flat storage tray that can hold toolboxes and a small air compressor. Power, capacity and convenience, this truck is built for the way you work.



TOWING CAPACITY - 4395 to 4715 kg
PAYLOAD CAPACITY³ - 685 to 855 kg

FUEL CONSUMPTION² - 15.8 City/11.0 Highway L/100 km
4x2 5.7-litre, i-FORCE V8 with automatic transmission

SELECT FEATURES

- 381 hp, 5.7-litre, i-FORCE V8, DOHC, 32-valve, Dual VVT-i engine with sequential multiport electronic fuel injection.
- Power-assisted, 4-wheel ventilated disc brakes.
- 6-speed, automatic, Super Electronically Controlled Transmission with overdrive.
- AM/FM CD/MP3/WMA player, audio auxiliary input jack, 4-speakers.
- Direct tire pressure monitoring system.
- 4 pin/7 pin trailer wire harness, electronic trailer brake control connector, class IV weight distribution trailer hitch.
- Windshield wiper de-icer.

A. 4x4 Regular Cab 5.7-litre shown in Alpine White.
B. 4x4 Regular Cab with TRD Off-Road Package interior shown in Graphite fabric.



Double Cab

With a Standard Bed or Long Bed, Tundra's Double Cab is big where it should be. There's ample room to stretch out and relax so your crew isn't cramped in the back. The rear doors open wide and are forward hinged with an impressive 80-degree opening so people and cargo can be easily loaded. The power and toughness of Tundra, with the size and space designed to make the workday easier.



TOWING CAPACITY - 3580 to 4535 kg
PAYLOAD CAPACITY³ - 565 to 655 kg

FUEL CONSUMPTION² - 15.0 City/10.4 Highway L/100 km
4x4 4.6-litre, i-FORCE V8 with automatic transmission

SELECT FEATURES

- 310 hp, 4.6-litre, i-FORCE V8, DOHC, 32-valve, Dual VVT-i engine with sequential multiport electronic fuel injection.
- 381 hp, 5.7-litre, i-FORCE V8, DOHC, 32-valve, Dual VVT-i engine with sequential multiport electronic fuel injection.
- Power-assisted, 4-wheel ventilated disc brakes.
- 6-speed, automatic, Super Electronically Controlled Transmission with overdrive, sequential shift mode, lock-up torque converter.
- AM/FM CD/MP3/WMA player, audio auxiliary input jack, 6-speakers.
- Windshield wiper de-icer.
- Easy lower and lift tailgate, cargo bed tie-downs and removable locking tailgate.
- Heated, power adjustable exterior mirrors.

A. 4x4 Double Cab with Upgrade Package shown in Pyrite Mica.
B. 4x2 Double Cab SR5 5.7-litre interior shown in Graphite fabric.
C. The 40/20/40 split front bench seat has a fold-down console storage box to accommodate a variety of work items. **D.** The overhead sunglass storage allows easy access for your eyewear.



CrewMax

CrewMax is a rugged truck that doubles as a comfortable mobile office with plenty of leg and headroom for you and your crew. CrewMax is available in two models: the SR5 and Limited. The Platinum package adds extra luxury touches like, power adjustable heated and ventilated captain’s seats, woodgrain with chrome accents, and 20-inch multi-spoke rims.



Short Bed

TOWING CAPACITY – 4080 kg


PAYLOAD CAPACITY³ – 620 to 585 kg

FUEL CONSUMPTION² – 16.6 City/12.2 Highway L/100 km
4x4 5.7-litre, i-FORCE V8 with automatic transmission

SELECT FEATURES

- 381 hp, 5.7-litre, i-FORCE V8, DOHC, 32-valve, Dual VVT-i engine with sequential multiport electronic fuel injection.
- Power-assisted, 4-wheel ventilated disc brakes.
- 6-Speed, automatic, Super Electronically Controlled Transmission with overdrive, transmission cooler, console mounted gate-type shifter.
- Integrated XM® satellite radio, Bluetooth®4 capability, USB audio input, steering wheel audio controls.
- Power adjustable driver’s seat.
- 60/40 split rear bench seats with slide and recline.
- Short bed (5.5 feet).
- Power vertically sliding rear window.

A. 4x4 CrewMax SR5 shown in Silver Sky Metallic. **B/C.** 4x4 CrewMax Limited interior shown in Graphite leather trim. For on-site meetings, the rear seat folds flat to create an expansive work surface. **D.** The innovative console storage box helps organize your hanging files, store a laptop computer and other work essentials.



Safety

Because on-the-job safety is as important to us as it is to you, every Tundra protects you and your passengers with standard occupant safety features that includes dual-stage driver and front passenger airbags, front knee airbags, front seat-mounted side airbags, front and rear roll-sensing curtain shield airbags (Regular Cab-front curtain shield airbags).¹ With a reinforced cab and an extruded front bumper that helps transfer front-impact forces through the frame-rails and away from the people inside, Tundra is built to protect.



BIG VENTILATED DISC BRAKES. Front and rear [74 square inches of swept area, with 4 pistons in front] ventilated disc brakes quickly and effectively shed the extreme heat that builds up when hauling or towing the heaviest cargo.

STAR SAFETY SYSTEM™

2012 Tundra comes standard with the Star Safety System™. This integration of active safety features is designed to protect occupants by helping drivers avoid accidents in the first place. The Star Safety System™ includes Vehicle Stability Control (VSC),⁶ Traction Control (TRAC), Anti-lock Brake System (ABS), Electronic Brake-force Distribution (EBD), Brake Assist (BA),⁷ and Smart Stop Technology (SST).⁸

Toyota was the first full-line manufacturer to make all of the elements of the Star Safety System™ standard on every new vehicle. Visit toyota.ca for more details.

VSC	VEHICLE STABILITY CONTROL ⁶
TRAC	TRACTION CONTROL
ABS	ANTI-LOCK BRAKE SYSTEM
EBD	ELECTRONIC BRAKE-FORCE DISTRIBUTION
BA	BRAKE ASSIST ⁷
SST	SMART STOP TECHNOLOGY ⁸

Accessories

Personalize your vehicle to enhance its appearance and performance with Toyota Accessory Parts. Your Toyota Dealer can help you select the right accessories to suit your individual style. Many of Toyota's Accessory Parts can be residualized or advanced through Toyota Financial Services when purchased at the time of a new vehicle sale, and all are backed by a Toyota Warranty. To view a complete list of accessories specifically designed for your vehicle, visit customizeyourtoyota.ca, your local Dealer or toyota.ca.

Personalize your Tundra with interior and exterior accessories that suit your individual needs.

INTERIOR

- All-Season Mats
- Bluetooth®
- Bongiovi Acoustics DPS
- Door Sill Protectors

EXTERIOR

- Block Heater
- Hood Deflector
- Rear Bumper Step
- Remote Engine Start
- Running Boards
- Security System
- Side Step Bars 3" & 4" Oval
- Skid Plate
- Towing Hitch
- Towing Mirrors

BED ACCESSORIES

- Bed Divider
- Bed Extender
- Bed Liner
- Bed Rail w/Cleats
- Cargo Mat
- Cargo Net
- Hard/Soft Trifold Tonneau Cover
- Tailgate Protector

TRD ACCESSORIES

- TRD Air Filter
- TRD Big Brake Kit
- TRD 17" Forged Off-Road Wheel
- TRD Oil Cap
- TRD Oil Filter
- TRD Performance Suspension Kit
- TRD Rear Sway Bar



Hard Trifold Tonneau Cover



Skid Plate



Towing Mirrors



Bluetooth® Keep your hands on the wheel and your eyes on the road as you talk conveniently and safely through the Bluetooth® hands free system.



Running Boards Not only do running boards assist in entering a vehicle, they also help protect the lower body from road debris.



TRD 17" Forged Off-Road Wheel



Bed Extender



Side Step Bars 4" Oval



Rear Bumper Step



Hood Deflector Protect your vehicle with a high impact deflector that minimizes damage caused by road debris, pebbles and insects.



Bed Liner



TRD Big Brake Kit The TRD high performance brake kit delivers confidence-inspiring performance, as well as improved stopping distance and enhanced pedal feel.

2012 Colours



040 Alpine White^{A,B,E,F,G}



1D6 Silver Sky Metallic^{A,B,E,F}



1G3 Magnetic Grey Metallic^{A,B,E,F,G}



202 Black^{A,B,E,F,G}



3L5 Radiant Red^{A,B,F}



3R3 Barcelona Red Metallic^{D,F,G}



4T3 Pyrite Mica^{C,D,E}



8S6 Nautical Blue Metallic^{A,B,E,F}

Please see your Toyota Dealer for details.

Interior colour options

^A Graphite Fabric.

^B Black Fabric.

^C Sand Beige Fabric.

^D Sand Beige Leather Trim.

^E Graphite Leather Trim.

^F Black Leather.

^G Red Rock Leather Trim.

New vehicle warranty summary

NO DEDUCTIBLES – NO TRANSFER FEES

COMPREHENSIVE COVERAGE – 3 YEARS OR 60,000 KM This warranty includes 24 hour Roadside Assistance and other benefits, as well as coverage of repairs on any part of the vehicle that is defective in material or workmanship under normal use and maintenance. Different warranties apply to original tires.

POWERTRAIN COMPONENTS – 5 YEARS OR 100,000 KM This warranty covers repairs to powertrain components that are defective in material or workmanship under normal use and maintenance.

MAJOR EMISSION CONTROL COMPONENTS – 8 YEARS OR 130,000 KM This warranty covers repairs to specified major emission components that are defective in material or workmanship under normal use and maintenance.

CORROSION PERFORATION – 5 YEARS UNLIMITED DISTANCE Any sheet metal found, under normal use, to have developed a perforation from corrosion due to defects in material or workmanship.

Discover more with Toyota

At Toyota, our goal is to continuously make things better for you. That’s why we offer a wide range of programs and services before and after your vehicle purchase designed to help make your Toyota experience the best it can be.




Fewer emissions and pollutants.* More kilometres on less fuel. And designed with power and performance in mind. Available in Prius v, Camry and Highlander, these latest generation Toyota hybrids offer you the best of all worlds.



Toyota Dealers are dedicated to making the experience of owning a Toyota both satisfying and rewarding. With Toyota Genuine Parts and factory-trained technicians, only your Toyota Dealer can deliver the quality service experience that you and your Toyota deserve.




If you’re looking at leasing or financing, we’re here to help. We provide competitive interest rates, flexible terms, and an easy online pre-approval process. The toughest decision should be choosing which Toyota you want. Visit us at www.toyotafinancialservices.ca.




Enhance your Toyota ownership experience by joining Club Toyota – a complimentary and exclusive online service for Toyota owners. Benefit from an abundance of interactive services, and information conveniently at your fingertips. Register today at clubtoyota.ca.



With Extra Care Protection you receive inflation protected coverage from mechanical failures, road emergencies, and much more. It’s affordable peace of mind. Consult your Toyota Dealer for details.



The Toyota Mobility program is dedicated to addressing the transportation needs of Toyota Owners who have a disability, or know a family member with a disability or mobility issue. The program offers cash assistance, resource information and financing for adaptive equipment for their vehicle.



All new Toyota cars and trucks include a full tank of gas, roadside assistance and floor mats.

Committed to Canadians, today and tomorrow.





Being a leader in the automotive industry does not simply begin and end with making great vehicles. It also means being a leader in the community. Toyota Canada and its dealerships across Canada fund the Toyota Canada Foundation, a non-profit organization that works to make a difference for Canadians, through direct community involvement supporting the environment, education and safety.

Through initiatives as diverse as the Toyota Earth Day Scholarship Program, Scientists in School, the Traffic Injury Research Foundation, and even the Toyota Volunteer Training Days program with Special Olympics Canada, the Toyota Canada Foundation is committed to Canadian communities, today and tomorrow.

To learn more, visit us at toyota.ca.



2012 Tundra 4x4 Features

INTERIOR	Regular Cab		Double Cab			CrewMax		
	Std	Long	Std	SR5 Std	Long	Ltd Std	SR5 Short	Ltd Short
	5.7L	5.7L	4.6L	5.7L	5.7L	5.7L	5.7L	5.7L
AM/FM CD/MP3/WMA Player, Audio Auxiliary Input Jack, Antenna Pole	●	●	●	●	–	–	–	–
AM/FM CD/MP3/WMA Player, Audio Auxiliary Input Jack, Integrated XM® Satellite Radio, Bluetooth® Capability, Steering Wheel Audio Controls, USB Audio Input, Antenna Pole	–	–	–	–	●	–	●	–
JBL® Audio, AM/FM CD/MP3/WMA In-Dash 6-Disc Changer, Audio Auxiliary Input Jack, Integrated XM® Satellite Radio, Bluetooth® Capability, Steering Wheel Audio Controls, USB Audio Input, Antenna Pole	–	–	–	–	–	●	–	●
4-Speakers	●	●	–	–	–	–	–	–
6-Speakers	–	–	●	●	●	–	●	–
10-Speakers	–	–	–	–	–	●	–	–
12-Speakers	–	–	–	–	–	–	–	●
Dual Zone Climate Control, Cabin Air Filter	●	●	●	●	●	–	●	–
Dual Zone Automatic Climate Control, Cabin Air Filter	–	–	–	–	–	●	–	●
Rear Seat Heater Ducts	–	–	●	●	●	●	●	●
Full Fabric Seat Material	●	●	–	–	–	–	–	–
Premium Cloth Seat Material	–	–	●	●	●	–	●	–
Leather Seat Surfaces, Leather-Wrapped Steering Wheel, Woodgrain & Leather-Wrapped Shift Knob	–	–	–	–	–	●	–	●
40/20/40 Split Front Bench Seat	●	●	●	●	–	–	–	–
Driver & Front Passenger Bucket Seats	–	–	–	–	●	●	●	●
Power 8-Way Driver Seat	–	–	–	–	●	–	●	–
Heated Driver & Front Passenger Seats	–	–	–	–	–	●	–	●
Driver Seat w/Recline, Fore/Aft Adjustments	●	●	●	●	–	–	–	–
Driver Seat Cushion-Height Adjustment	–	–	●	●	–	–	–	–
Front Passenger Seat w/Recline, Fore/Aft Adjustments	●	●	●	●	●	–	●	–
Front Passenger Seat Fold-Down Seat Back	●	●	–	–	–	–	–	–
Power 10-Way Driver & Power 4-Way Front Passenger Seat w/Lumbar Support, Cushion-Height Adjustments, Driver Seat Memory System	–	–	–	–	–	●	–	●
60/40 Split Rear Bench Seat w/Fold-Up Seat Cushions, Fold-Down Seat Back	–	–	●	●	●	●	–	–
60/40 Split Rear Bench Seat w/Slide, Recline, Fold-Down Seat Back & Centre Armrest	–	–	–	–	–	–	●	●
All-Position Vertically Adjustable Headrests	●	●	●	●	●	●	●	●
Power Door Locks	–	–	●	●	●	●	●	●
Power Windows w/Driver Side Auto-Down	–	–	●	●	●	●	●	●
Fixed Rear Window	●	●	●	●	–	–	–	–
Sliding Rear Window	–	–	–	–	●	–	–	–
Power Sliding Rear Window	–	–	–	–	–	●	–	–
Power Vertical Sliding Rear Window	–	–	–	–	–	–	●	●
Water Temperature Gauge, Tachometer, Automatic Transmission Oil Temperature Gauge	●	●	●	●	●	●	●	●
Outside Temperature Gauge	–	–	●	●	●	●	●	●
Optitron Gauges, Multi-Information Display	–	–	–	–	–	●	–	●
Trip Computer	–	–	–	–	●	●	●	●
Dual Vanity Mirrors	–	–	●	●	●	–	●	–
Auto-Dimming Rear View Mirror w/Digital Compass	–	–	–	–	●	–	●	–

INTERIOR (cont'd)	Regular Cab		Double Cab			CrewMax		
	Std	Long	Std	SR5 Std	Long	Ltd Std	SR5 Short	Ltd Short
	5.7L	5.7L	4.6L	5.7L	5.7L	5.7L	5.7L	5.7L
Dual Illuminated Vanity Mirrors, Auto-Dimming Rear View Mirror w/Digital Compass & Backup Camera	–	–	–	–	–	●	–	●
Fabric Door Trim	–	–	●	●	●	–	●	–
Simulated Leather Door Trim	–	–	–	–	–	●	–	●
Woodgrain Trim	–	–	–	–	–	●	–	●
Silver Painted Inner Door Handles	–	–	–	–	–	–	●	–
4-Spoke Tilt Steering Wheel	●	●	●	●	–	–	–	–
4-Spoke Tilt & Telescopic Steering Wheel	–	–	–	–	●	–	●	–
4-Spoke Power Tilt & Telescopic Steering Wheel w/Memory	–	–	–	–	–	●	–	●
Vinyl Floor	●	●	–	–	–	–	–	–
Carpeting, Carpet Floor Mats	–	–	●	●	●	●	●	●
Cruise Control, Digital Clock	●	●	●	●	●	●	●	●
Front Console Storage Box w/Lid, Overhead Console Box	–	–	–	–	●	●	●	●
Front Passenger Seat Back Pockets	–	–	●	●	●	●	●	●
Under Rear Seat Storage Trays	–	–	–	–	●	–	–	–
Integrated Garage Door Opener	–	–	–	–	●	●	●	●
Front Cupholders	●	●	–	–	–	–	–	–
Front & Rear Cupholders	–	–	●	●	●	●	●	●
Retained Accessory Power	–	–	●	●	●	●	●	●
Accessory Power Outlet (12v)	●	●	●	●	●	●	●	●
Map Lamps	–	–	●	●	●	●	●	●
Keyless Entry	–	–	●	●	●	●	●	●
Illuminated Entry	●	●	●	●	●	●	●	●
EXTERIOR								
18" Styled Steel Wheels	●	●	●	–	–	–	–	–
18" Chrome Clad Wheels	–	–	–	●	–	–	–	–
18" Aluminum Alloy Wheels, Wheel Locks	–	–	–	–	●	–	●	–
20" 5-Spoke Aluminum Alloy Wheels, Wheel Locks	–	–	–	–	–	●	–	●
8-Foot Cargo Bed	–	●	–	–	●	–	–	–
6.5-Foot Cargo Bed	●	–	●	●	–	●	–	–
5.5-Foot Cargo Bed	–	–	–	–	–	–	●	●
High Solar Energy Absorbing Window Glass	●	●	●	●	●	●	●	●
Rear Window Privacy Glass	–	–	–	–	●	●	●	●
Dual Heated, Power Adjustable Foldable Mirrors	●	●	●	●	●	●	●	●
Dual, Power Folding Auto-Dimming Side View Mirrors w/Integrated Signal Lamps & Memory System	–	–	–	–	–	●	–	●
Extendable Heated, Power Adjustable Mirrors w/Turn Signals	–	●	–	–	●	–	●	–
Front & Rear Splash Guards	●	●	●	●	●	●	●	●
Heavy Duty Tow Hitch Receiver, 4 Pin/7 Pin Trailer Wire Harness, Electronic Trailer Brake Control Connector, Class IV Weight Distribution Trailer Hitch	●	●	●	●	●	●	●	●
Black Door & Tailgate Handles	●	●	●	●	●	–	●	–
Black Resin Front Bumper, Black Steel Rear Step Bumper, Black Resin Front Grille	●	●	–	–	–	–	–	–
Coloured Resin Front Bumper	–	–	●	●	●	●	●	●

● = Standard – = Not Available

*Compared against similarly equipped conventional gasoline powered vehicles. Based on North American sales data and Federal Tier 2 engine emission requirements.

2012 Tundra 4x4 Features

	Regular Cab		Double Cab			CrewMax		
	Std	Long	Std	SR5 Std	Long	Ltd Std	SR5 Short	Ltd Short
	5.7L	5.7L	4.6L	5.7L	5.7L	5.7L	5.7L	5.7L
EXTERIOR <i>(cont'd)</i>								
Chrome Grille, Chrome Rear Step Bumper	–	–	●	●	●	●	●	●
Limited Grade Front Grille	–	–	–	–	–	●	–	●
Chrome Mirrors & Chrome Finished Door Handles	–	–	–	–	–	●	–	●
Power Tilt/Slide Moonroof w/Sunshade	–	–	–	–	–	–	–	●
2-Speed Wipers, Windshield Wiper De-Icer	●	●	–	–	–	–	–	–
Variable Intermittent Wipers, Windshield Wiper De-Icer	–	–	●	●	●	●	●	●
Electric Rear Window Defroster	–	–	–	–	–	–	●	●
Automatic Headlamp System	–	–	–	–	–	●	–	●
Adjustable Headlamp Levelling System	–	–	–	–	●	●	●	●
Fog Lamps	–	–	–	–	●	●	●	●
Bed Rail Caps	●	●	●	●	●	●	●	●
Easy Lower & Lift Tailgate Removable Locking Tailgate	●	●	●	●	●	●	●	●
Bed Rail System, Tie-Down Cleats [Set of 4]	–	–	–	–	–	●	●	●

SAFETY	
STAR SAFETY SYSTEM™ Star Safety System™ – includes Vehicle Stability Control (VSC) ⁶ , Traction Control (TRAC), Anti-lock Brake System (ABS), Electronic Brake-force Distribution (EBD), Brake Assist (BA) ⁷ & Smart Stop Technology (SST) ⁸	● ● ● ● ● ● ● ●
Dual-Stage Driver & Passenger Airbag Supplemental Restraint System (SRS) ¹	● ● ● ● ● ● ● ●
Front Seat-Mounted Side Airbags (SRS) ¹	● ● ● ● ● ● ● ●
Front Knee Airbags (SRS) ¹	● ● ● ● ● ● ● ●
Roll-Sensing Front Head/Side Curtain Airbags (SRS) ¹	● ● – – – – – –
Roll-Sensing Front & Rear Head/Side Curtain Airbags (SRS) ¹	– – ● ● ● ● ● ● ● ●
Head/Side Curtain Airbags Off Switch	● ● ● ● ● ● ● ●
Child Protector Rear Door Locks	– – ● ● ● ● ● ● ● ●
Anchor Points for Child Restraint Seats	● ● ● ● ● ● ● ●
All-Position 3-Point Lap & Shoulder Belts	● ● ● ● ● ● ● ●
Adjustable “B” Pillar Shoulder Belt Anchors	● ● ● ● ● ● ● ●
Front Tow Hook	● ● ● ● ● ● ● ●
Vehicle Anti-Theft System	– – – – – ● – ●
Engine Immobilizer	● ● ● ● ● ● ● ●
Front & Rear Clearance Sonar	– – – – – ● – ●
Low Fuel, Low Washer Fluid & Door Ajar Warning Indicators	● ● ● ● ● ● ● ●
Direct Tire Pressure Monitoring System	● ● ● ● ● ● ● ●

Available Packages

	Regular Cab		Double Cab			CrewMax		
	Std	Long	Std	SR5 Std	Long	Ltd Std	SR5 Short	Ltd Short
	5.7L	5.7L	4.6L	5.7L	5.7L	5.7L	5.7L	5.7L
Regular Cab Appearance Package	○	–	–	–	–	–	–	–
18" Chrome Clad Wheels, Integrated XM® Satellite Radio, Bluetooth® Capability, USB Audio Input, Driver & Front Passenger Bucket Seats Premium Cloth Seat Material, Power Door Locks & Windows w/Driver Side Auto-down, Keyless Entry, Outside Temperature Gauge, Chrome Mirrors, Colour-Keyed & Chrome Front Bumper, Variable Intermittent Wipers, Fog Lamps, Map Lamps, SR5 Badges, Carpeting, Carpet Floor Mats, Silver Accented Instrument Panel								
Regular Cab TRD Off-Road Package	○	–	–	–	–	–	–	–
Appearance Package plus: Bed Rail System, Tie-Down Cleats, Console Mounted Gate-Type Shifter Lever, Tilt & Telescopic Steering Wheel, Steering Wheel Audio Controls, Sliding Rear Window, Front Console Box, Auto-Dimming Rear View Mirror w/Digital Compass, Vehicle Anti-Theft System, Integrated Garage Door Opener, Chrome Grille & Rear Step Bumper, 18" Aluminum Alloy Wheels w/Wheel Locks, P275/65R18 Raised White Letter Tires, Front & Rear Bilstein Shock Absorbers, TRD Decals, Rear Privacy Glass, Fuel Tank Protector, Bongiovi Acoustics Digital Power Station								
Regular Cab SR5 Package	–	○	–	–	–	–	–	–
Bed Rail System, Tie-Down Cleats, Power Door Locks & Windows w/Driver Side Auto-down, Keyless Entry, Premium Cloth Seat Material, Sliding Rear Window, Colour-Keyed & Chrome Front Bumper, Chrome Grille & Rear Step Bumper, Variable Intermittent Wipers, Carpeting, Carpet Floor Mats, 18" Aluminum Alloy Wheels w/Wheel Locks, P275/65R18 Tires, SR5 Badges, Outside Temperature Gauge, Silver Accented Instrument Panel								
Double Cab Upgrade Package	–	–	○	○	–	–	–	–
Gate-Type Shifter Lever, Tilt & Telescopic Steering Wheel, Rear Privacy Glass, Overhead Console Box, Sliding Rear Window, Front Console Box, Auto-Dimming Rear View Mirror w/Digital Compass, 18" Aluminum Alloy Wheels w/Wheel Locks, P275/65R18 Tires, Trip Computer, Under Rear Seat Storage Trays, Integrated Garage Door Opener, Fog Lamps, Integrated XM® Satellite Radio, Bluetooth® Capability, Steering Wheel Audio Controls, USB Audio Input, Map Lamps, Driver & Front Passenger Bucket Seats								
Double Cab TRD Off-Road Package	–	–	○	○	–	–	–	–
Upgrade Package plus: Front & Rear Bilstein Shock Absorbers, Bed Rail System, Tie-Down Cleats, Power Sliding Rear Window, Raised White Letter Tires, Unique Alloy Wheels, TRD Decals, Adjustable Headlamp Levelling System, Vehicle Anti-Theft System, Front & Rear Clearance Sonar, Fuel-Tank Protector, Bongiovi Acoustics Digital Power Station								
Double Cab Premium Package	–	–	○	○	–	–	–	–
TRD Off-Road Package plus: 20" Aluminum Alloy Wheels w/Wheel Locks, P275/55R20 Tires, Leather Seat Surfaces, Heated Front Seats with Seat-Mounted High/Low Temperature Setting [Delete Front & Rear Bilstein Shock Absorbers, TRD Decals, Bongiovi Acoustics Digital Power Station, Fuel-Tank Protector]								

	Regular Cab		Double Cab			CrewMax		
	Std	Long	Std	SR5 Std	Long	Ltd Std	SR5 Short	Ltd Short
	5.7L	5.7L	4.6L	5.7L	5.7L	5.7L	5.7L	5.7L
Double Cab Leather Package	–	–	○	○	○	–	–	–
Leather Seat Surfaces, Heated Front Seats with Seat-Mounted High/Low Temperature Setting								
Double Cab Leather & Bed Liner Package	–	–	○	○	○	–	–	–
Leather Package plus: Bed Liner								
Double Cab Leather & Bed Liner/Bed Rail Package	–	–	○	○	○	–	–	–
Leather & Bed Liner Package plus: Bed Rail System, Tie-Down Cleats								
Double Cab Long Bed Upgrade Package	–	–	–	–	○	–	–	–
Bed Rail System, Tie-Down Cleats, Power Sliding Rear Window, Front & Rear Clearance Sonar, Vehicle Anti-Theft System								
Double Cab LTD Navigation Package	–	–	–	–	–	○	–	–
DVD-Based Navigation System ⁵ w/Backup Camera, 7.0" LCD Display, XM® Real-Time Traffic Capability, ⁵ 4-Disc CD Changer [Delete 6-Disc CD Changer]								
CrewMax – 4x4 TRD Off-Road Package	–	–	–	–	–	–	○	–
Front & Rear Bilstein Shock Absorbers, P275/65R18 Raised White Letter Tires, Unique Alloy Wheels, Front & Rear Clearance Sonar, Power Moonroof, Auto-Dimming Rear View Mirror w/Backup Camera & Digital Compass, Vehicle Anti-Theft System, TRD Decals, Bongiovi Acoustics Digital Power Station								
CrewMax Platinum Package	–	–	–	–	–	–	–	○
Perforated Leather Seat Surfaces, Driver & Front Passenger Heated & Ventilated Bucket Seats, Power Front Windows w/Auto Up/Down, 20" Multi-Spoke Aluminum Alloy Wheels, Colour-Keyed & Chrome Front Bumper, Woodgrain & Leather-Wrapped Steering Wheel, Interior Chrome Trim, Platinum Badges								
CrewMax LTD Navigation Package	–	–	–	–	–	–	–	○
Platinum Package plus: DVD-Based Navigation System ⁵ w/Backup Camera, 7.0" LCD Display, XM® Real-Time Traffic Capability, ⁵ 4-Disc CD Changer [Delete 6-Disc CD Changer]								
Bed Liner Package	○	○	○	○	○	○	○	○
Bed Liner								
Bed Liner/Bed Rail Package	○	○	○	○	○	–	–	–
Bed Liner, Bed Rail System, Tie-Down Cleats								

2012 Tundra 4x4 Specifications

	Regular Cab		Double Cab			CrewMax		
	Std	Long	Std	SR5 Std	Long	Ltd Std	SR5 Short	Ltd Short
	5.7L	5.7L	4.6L	5.7L	5.7L	5.7L	5.7L	5.7L
MECHANICAL								
Engine								
4.6 Litre, i-FORCE V8, DOHC, 32-Valve, Dual Variable Valve Timing w/Intelligence [Dual VVT-i], Sequential Multiport Electronic Fuel Injection, Engine Oil Cooler	–	–	●	–	–	–	–	–
5.7 Litre, i-FORCE V8, DOHC, 32-Valve, Dual Variable Valve Timing w/Intelligence [Dual VVT-i], Sequential Multiport Electronic Fuel Injection, Engine Oil Cooler	●	●	–	●	●	●	●	●
Compression Ratio	●	●	●	●	●	●	●	●
10.2:1								
Horsepower								
310 hp [231 kW] @ 5,600 rpm	–	–	●	–	–	–	–	–
381 hp [284 kW] @ 5,600 rpm	●	●	–	●	●	●	●	●
Torque								
327 lb.ft. [443 N.m.] @ 3,400 rpm	–	–	●	–	–	–	–	–
401 lb.ft. [544 N.m.] @ 3,600 rpm	●	●	–	●	●	●	●	●
Suspension								
Front: Independent Coil Springs, High-mounted, Double-Wishbone w/Stabilizer Bar & Gas-Filled Shock Absorbers	●	●	●	●	●	●	●	●
Rear: Rear Live Axle w/Multi-Leaf Spring Suspension & Staggered Outboard-Mounted Gas-Filled Shock Absorbers	●	●	●	●	●	●	●	●
Front/Rear: Bilstein Shock Absorbers	○	–	○	○	–	–	○	–
Drivetrain								
Automatic Limited Slip Rear Differential, Vehicle Stability Control (VSC) ⁶ w/Active Traction Control [A-TRAC], One-Touch 4WD, Engine & Transfer Case Protector Plates, Engine Undercover	●	●	●	●	●	●	●	●
Transmission								
6-Speed, Automatic, Super Electronically Controlled Transmission (Super ECT), Sequential Shift Mode, Overdrive, Tow/Haul Mode, Lock-Up Torque Converter	●	●	●	●	●	●	●	●
Transmission Cooler, Automatic Transmission Fluid Warmer	●	●	●	●	–	–	●	●
Column Shifter	●	●	●	●	–	–	–	–
Console Mounted Gate-Type Shifter	○	–	○	○	●	●	●	●
Brakes								
Power-Assisted, 4-Wheel Ventilated Discs, Anti-lock Brake System (ABS) w/Electronic Brake-force Distribution (EBD), Brake Assist [BA] ⁷	●	●	●	●	●	●	●	●
Steering								
Rack & Pinion w/Variable Power Assist	●	●	●	●	●	●	●	●
Tires								
P255/70R18, All-Season Radials, P255/70R18 Spare Tire w/Steel Wheel	●	●	●	●	–	–	–	–
P275/65R18, All-Season Radials, P255/70R18 Spare Tire w/Steel Wheel	–	○	○	○	●	–	●	–
P275/65R18, Raised White Letter Tires, P255/70R18 Spare Tire w/Steel Wheel	○	–	○	○	–	–	○	–
P275/55R20, All-Season Radials, P255/70R18 Spare Tire w/Steel Wheel	–	–	○	○	–	●	–	●

2012 Tundra 4x4 Specifications

		Regular Cab			Double Cab			CrewMax		
DIMENSION	mm (in.)	Std	Long		SRS Std	Long	Ltd	SRS Short	Ltd	
		5.7L	5.7L	4.6L	5.7L	5.7L	5.7L	5.7L	5.7L	5.7L
Length	5340 [210.2]	●	–	–	–	–	–	–	–	–
	5820 [229.1]	–	●	●	●	–	●	●	●	
	6300 [248.0]	–	–	–	–	●	–	–	–	
Width	2030 [79.9]	●	●	●	●	●	●	●	●	
Height (Unloaded)	1940 [76.3]	●	–	●	●	–	–	–	–	
	1935 [76.1]	–	●	–	–	–	●	–	–	
	1930 [75.9]	–	–	–	–	●	–	●	●	
Cargo Bed Length	2000 [78.7]	●	–	●	●	–	●	–	–	
	2480 [97.6]	–	●	–	–	●	–	–	–	
	1695 [66.7]	–	–	–	–	–	–	●	●	
Cargo Bed Width	1270 [50.0] Between Wheel Wells	●	●	●	●	●	●	●	●	
Cargo Bed Depth	564 [22.2]	●	●	●	●	●	●	●	●	
Wheelbase	3220 [126.8]	●	–	–	–	–	–	–	–	
	3700 [145.6]	–	●	●	●	–	●	●	●	
	4180 [164.5]	–	–	–	–	●	–	–	–	
Track	Front: 1725 [67.9]	●	●	●	●	●	●	●	●	
	Rear: 1725 [67.9]	●	●	●	●	●	●	●	●	
Seating Capacity	3	●	●	–	–	–	–	–	–	
	5	–	–	–	–	●	●	●	●	
	6	–	–	●	●	–	–	–	–	
Headroom	Front: 1021 [40.2]	●	●	●	●	●	●	●	●	
	Rear: 983 [38.7]	–	–	●	●	●	●	●	●	
Legroom	Front: 1079 [42.5]	●	●	●	●	●	●	●	●	
	Rear: 882 [34.7]	–	–	●	●	●	●	–	–	
	Rear: 1131 [44.5]	–	–	–	–	–	–	●	●	
Shoulder Room	Front: 1692 [66.6]	●	–	●	●	●	●	●	●	
	Front: 1694 [66.7]	–	●	–	–	–	–	–	–	
	Rear: 1668 [65.7]	–	–	●	●	●	●	–	–	
	Rear: 1662 [65.4]	–	–	–	–	–	–	●	●	
Ground Clearance	275 [10.8]	●	–	●	–	–	–	–	–	
	270 [10.6]	–	●	–	●	●	–	●	–	
	265 [10.4]	–	–	–	–	–	●	–	●	
Approach Angle (degrees)	28	●	●	–	–	–	–	–	●	
	29	–	–	●	●	●	●	●	–	
Departure Angle (degrees)	27	●	–	–	–	–	–	–	–	
	21	–	●	–	–	–	–	–	–	
	20	–	–	●	●	●	●	●	●	

		Regular Cab			Double Cab			CrewMax		
CURB WEIGHT	kg (lb.)	Std	Long		SRS Std	Long	Ltd	SRS Short	Ltd	
		5.7L	5.7L	4.6L	5.7L	5.7L	5.7L	5.7L	5.7L	5.7L
	2304 [5080]	●	–	–	–	–	–	–	–	
	2350 [5180]	–	●	–	–	–	–	–	–	
	2443 [5385]	–	–	●	–	–	–	–	–	
	2476 [5460]	–	–	–	●	–	–	–	–	
	2567 [5660]	–	–	–	–	●	–	–	–	
	2486 [5480]	–	–	–	–	–	●	–	–	
	2551 [5625]	–	–	–	–	–	–	●	–	
	2561 [5645]	–	–	–	–	–	–	–	●	
TOWING CAPACITY	kg (lb.)									
		4395 [9700]	●	–	–	●	–	–	–	–
		4580 [10100]	–	●	–	–	–	–	–	–
		3580 [7900]	–	–	●	–	–	–	–	–
		4445 [9800]	–	–	–	–	●	●	–	–
		4080 [9000]	–	–	–	–	–	–	●	●
PAYLOAD ³	kg (lb.)									
		685 [1520]	●	–	–	–	–	–	–	–
		825 [1820]	–	●	–	–	–	–	–	–
		565 [1255]	–	–	●	–	–	–	–	–
		625 [1380]	–	–	–	●	–	–	–	–
		615 [1360]	–	–	–	–	●	–	–	–
		635 [1410]	–	–	–	–	–	●	–	–
	620 [1375]	–	–	–	–	–	–	–	●	–
	585 [1295]	–	–	–	–	–	–	–	–	●
TURNING CIRCLE	m (ft.)									
		12.0 [39.2]	●	–	–	–	–	–	–	–
		13.4 [44.0]	–	●	●	●	–	●	●	●
		14.9 [49.0]	–	–	–	–	●	–	–	–
FUEL CAPACITY	litres (gal)									
		100 [22.0]	●	●	●	●	●	●	●	●
FUEL CONSUMPTION RATING ²										
	City/Highway/Combined	L/100 km	mpg (imperial gallon)							
		15.0/10.4/13.0	19/27/22	–	–	●	–	–	–	–
		16.6/12.2/14.6	17/23/19	●	●	–	●	●	●	●

2012 Tundra 4x2 Features

INTERIOR	Regular Cab	Double Cab	
	Long	SRS Std	Long
	5.7L	4.6L	5.7L
AM/FM CD/MP3/WMA Player, 4-Speakers, Audio Auxiliary Input Jack, Antenna Pole	●	–	–
AM/FM CD/MP3/WMA Player, 6-Speakers, Audio Auxiliary Input Jack, Antenna Pole	–	●	–
AM/FM CD/MP3/WMA Player, 6-Speakers, Audio Auxiliary Input Jack, Integrated XM® Satellite Radio, Bluetooth® Capability, Steering Wheel Audio Controls, USB Audio Input, Antenna Pole	–	–	●
Dual Zone Climate Control, Cabin Air Filter	●	●	●
Rear Seat Heater Ducts	–	●	●
Full Fabric Seat Material	●	–	–
Premium Cloth Seat Material	–	●	●
40/20/40 Split Front Bench Seat	●	●	–
Driver & Front Passenger Bucket Seats	–	–	●
Driver Seat w/Recline, Fore/Aft Adjustments	●	●	–
Driver Seat Cushion-Height Adjustment	–	●	–
Power 8-Way Driver Seat w/Recline, Fore/Aft, Cushion-Height Adjustments	–	–	●
Front Passenger Seat w/Recline, Fore/Aft Adjustments	●	●	●
Front Passenger Seat Fold-Down Seat Back	●	–	–
60/40 Split Rear Bench Seat w/Fold-Up Seat Cushions	–	●	●
All-Position Vertically Adjustable Headrests	●	●	●
Power Door Locks	–	●	●
Power Windows w/Driver Side Auto-Down	–	●	●
Fixed Rear Window	●	●	–
Sliding Rear Window	–	–	●
Voltmeter, Water Temperature Gauge, Dual Trip Odometer, Tachometer, Automatic Transmission Oil Temperature Gauge	●	●	●
Outside Temperature Gauge	–	–	●
Dual Vanity Mirrors	–	●	●
Auto-Dimming Rear View Mirror w/Digital Compass	–	–	●
4-Spoke Tilt Steering Wheel	●	●	–
4-Spoke Tilt & Telescopic Steering Wheel	–	–	●
Fabric Door Trim	–	●	●
Vinyl Floor	●	–	–
Carpeting, Carpet Floor Mats	–	●	●
Cruise Control	●	●	●
Digital Clock	●	●	●
Front Console Storage Box w/Lid, Overhead Console Box	–	–	●
Under Rear Seat Storage Trays	–	–	●
Integrated Garage Door Opener	–	–	●
Overhead Sunglass Storage	●	●	●
Front Cupholders	●	–	–
Front & Rear Cupholders	–	●	●
Retained Accessory Power	–	●	●
Accessory Power Outlet (12v)	●	●	●
Footwell Lamps, Glove Box Lamp	–	●	●
Map Lamps	–	–	●
Keyless Entry	–	●	●
Illuminated Entry	–	●	●

EXTERIOR	Regular Cab	Double Cab	
	Long	SRS Std	Long
	5.7L	4.6L	5.7L
18" Styled Steel Wheels	●	●	–
18" Aluminum Alloy Wheels, Wheel Locks	–	–	●
8-Foot Cargo Bed	●	–	●
6.5-Foot Cargo Bed	–	●	–
High Solar Energy Absorbing Window Glass	●	●	●
Rear Window Privacy Glass	–	–	●
Foldable Mirrors	●	●	●
Dual Heated Power Adjustable Mirrors	–	●	–
Extendable Heated, Power Adjustable Mirrors w/Turn Signals	●	–	●
Front & Rear Splash Guards	●	●	●
Heavy Duty Tow Hitch Receiver, 4 Pin/7 Pin Trailer Wire Harness, Electronic Trailer Brake Control Prewire, Class IV Weight Distribution Trailer Hitch	●	●	●
Black Door & Tailgate Handles	●	●	●
Black Resin Front Bumper	●	–	–
Coloured Resin Front Bumper	–	●	●
Black Resin Front Grille	●	–	–
Chrome Grille	–	●	●
Black Steel Rear Step Bumper	●	–	–
Chrome Steel Rear Step Bumper	–	●	●
2-Speed Wipers, Windshield Wiper De-Icer	●	–	–
Variable Intermittent Wipers, Windshield Wiper De-Icer	–	●	●
Adjustable Headlamp Levelling System	–	–	●
Fog Lamps	–	–	●
Bed Rail Caps	●	●	●
Easy Lower & Lift Tailgate, Removable Locking Tailgate	●	●	●

2012 Tundra 4x2 Features

	Regular Cab	Double Cab		
	Long 5.7L	SR5 Std 4.6L	Long 5.7L	
SAFETY				
STAR SAFETY SYSTEM™ – includes Vehicle Stability Control (VSC) ⁶ , Traction Control (TRAC), Anti-lock Brake System (ABS), Electronic Brake-force Distribution (EBD), Brake Assist (BA) ⁷ & Smart Stop Technology (SST) ⁸	●	●	●	
Dual-Stage Driver & Passenger Airbag Supplemental Restraint System (SRS) ¹	●	●	●	
Front Seat-Mounted Side Airbags (SRS) ¹	●	●	●	
Front Knee Airbags (SRS) ¹	●	●	●	
Roll-Sensing Front Head/Side Curtain Airbags (SRS) ¹	●	–	–	
Roll-Sensing Front & Rear Head/Side Curtain Airbags (SRS) ¹	–	●	●	
Head/Side Curtain Airbags Off Switch	●	●	●	
Child Protector Rear Door Locks	–	●	●	
Anchor Points for Child Restraint Seats	●	●	●	
All-Position 3-Point Lap & Shoulder Belts	●	●	●	
Adjustable “B” Pillar Shoulder Belt Anchors	●	●	●	
Engine Immobilizer	●	●	●	
Low Fuel, Low Washer Fluid & Door Ajar Warning Indicators	●	●	●	
Direct Tire Pressure Monitoring System	●	●	●	

Available Packages

Regular Cab SR5 Package	○	–	–
Bed Rail System, Tie-Down Cleats, Power Door Locks & Windows, Silver Accented Instrument Panel Centre Cluster, Keyless Entry, Sliding Rear Window, Premium Cloth Seat Material, Colour-Keyed & Chrome Front Bumper, Chrome Grille & Rear Bumper, Variable Intermittent Wipers, Carpeting, Carpet Floor Mats, 18" Aluminum Alloy Wheels w/Wheel Locks, P275/65R18 Tires, Outside Temperature Gauge, SR5 Badges, Footwell Lamps, Glove Box Lamp			
Double Cab SR5 Package	–	○	–
Front Bucket Seats, Power 8-Way Driver Seat, Console Mounted Gate-Type Shifter Lever, Tilt & Telescopic Steering Wheel, Rear Privacy Glass, Overhead Console Box, Sliding Rear Window, Front Console Box, Auto-Dimming Rear View Mirror w/Digital Compass, 18" Aluminum Alloy Wheels w/Wheel Locks, P275/65R18 Tires, Under Rear Seat Storage Trays, Integrated Garage Door Opener, Fog Lamps, Map Lamps, Integrated XM® Satellite Radio, Bluetooth®* Capability, Steering Wheel Audio Controls, USB Audio Input, Silver Accented Instrument Panel Centre Cluster, Trip Computer			
Bed Liner Package	○	–	–
Bed Liner			
Bed Liner/Bed Rail Package	○	○	○
Bed Liner, Bed Rail System, Tie-Down Cleats			

2012 Tundra 4x2 Specifications

	Regular Cab	Double Cab		
	Long 5.7L	SR5 Std 4.6L	Long 5.7L	
MECHANICAL				
Engine				
4.6 Litre, i-FORCE V8, DOHC, 32-Valve, Dual Variable Valve Timing w/Intelligence (Dual VVT-i), Sequential Multiport Electronic Fuel Injection, Engine Oil Cooler	–	●	–	
5.7 Litre, i-FORCE V8, DOHC, 32-Valve, Dual Variable Valve Timing w/Intelligence (Dual VVT-i), Sequential Multiport Electronic Fuel Injection, Engine Oil Cooler	●	–	●	
Compression Ratio				
10.2:1	●	●	●	
Horsepower				
310 hp (231 kW) @ 5,600 rpm	–	●	–	
381 hp (284 kW) @ 5,600 rpm	●	–	●	
Torque				
327 lb.ft. (443 N.m.) @ 3,400 rpm	–	●	–	
401 lb.ft. (544 N.m.) @ 3,600 rpm	●	–	●	
Suspension				
Front: Independent Coil Springs, High-mounted, Double-Wishbone w/Stabilizer Bar & Gas-Filled Shock Absorbers	●	●	●	
Rear: Rear Live Axle w/Multi-Leaf Spring Suspension & Staggered Outboard-Mounted Gas-Filled Shock Absorbers	●	●	●	
Drivetrain				
Automatic Limited Slip Rear Differential, Vehicle Stability Control (VSC) ⁶ , Traction Control (TRAC)	●	●	●	
Transmission				
6-Speed, Automatic, Super Electronically Controlled Transmission (Super ECT), Sequential Shift Mode, Overdrive, Tow/Haul Mode, Lock-Up Torque Converter	●	●	●	
Transmission Cooler, Automatic Transmission Fluid Warmer	●	●	●	
Column Shifter	●	●	–	
Console Mounted Gate-Type Shifter	–	–	●	
Brakes				
Power-Assisted, 4-Wheel Ventilated Discs, Anti-lock Brake System (ABS) w/Electronic Brake-force Distribution (EBD), Brake Assist (BA) ⁷	●	●	●	
Steering				
Rack & Pinion w/Variable Power Assist	●	●	●	
Tires				
P255/70R18, All-Season Radials, Temporary Spare w/Steel Wheel	●	●	–	
P275/65R18, All-Season Radials, Temporary Spare w/Steel Wheel	○	○	●	

		Regular Cab	Double Cab		
		Long 5.7L	SR5 Std 4.6L	Long 5.7L	
DIMENSIONS	mm (in.)				
Length	5820 [229.1]	●	●	–	
	6300 [248.0]	–	–	●	
Width	2030 [79.9]	●	●	●	
Height (Unloaded)	1925 [75.7]	●	–	●	
	1930 [75.9]	–	●	–	
Cargo Bed Length	2480 [97.6]	●	–	●	
	2000 [78.7]	–	●	–	
Cargo Bed Width	1270 [50.0] Between Wheel Wells	●	●	●	
Cargo Bed Depth	564 [22.2]	●	●	●	
Wheelbase	3700 [145.6]	●	●	–	
	4180 [164.5]	–	–	●	
Track	Front: 1725 [67.9]	●	●	●	
	Rear: 1725 [67.9]	●	●	●	
Seating Capacity	3	●	–	–	
	5	–	○	●	
	6	–	●	–	
Headroom	Front: 1021 [40.2]	●	●	●	
	Rear: 983 [38.7]	–	●	●	
Legroom	Front: 1079 [42.5]	●	●	●	
	Rear: 882 [34.7]	–	●	●	
Shoulder Room	Front: 1694 [66.7]	●	–	–	
	Front: 1692 [66.6]	–	●	●	
	Rear: 1668 [65.7]	–	●	●	
Ground Clearance	265 [10.4]	●	●	–	
	260 [10.2]	–	–	●	
Approach Angle (degrees)	27	●	–	–	
	28	–	●	●	
Departure Angle (degrees)	21	●	–	–	
	20	–	●	●	

[1] All Toyota vehicles shown in this brochure, have Supplemental Restraint Systems (SRS) which, depending on the model, may include driver and front passenger airbags, a driver's knee airbag, front seat-mounted side airbags or side curtain airbags. For important safety information about the Supplemental Restraint System in a vehicle, please see the Owner's Manual or contact your local Toyota Dealer.

[2] These estimates are based on the Government of Canada's approved criteria and testing methods. The actual fuel consumption of this vehicle may vary. Refer to the Government of Canada publication *EnerGuide Fuel Consumption Guide*.

[3] Payload = Passengers, Equipment, Luggage and Cargo.

[4] Toyota tests certain phones for compatibility with Bluetooth technology. Some vehicles equipped with Bluetooth technology are available with bilingual capability. Note that the recommendation of Toyota is not a warranty of the performance for any phone and that some problems may occur with any type of handset based on the service coverage available in your area. Please see your Toyota Dealer for details.

[5] The Toyota Navigation system is designed to assist in locating an address or point of interest. Discrepancies may be encountered between the system and your actual location. Changes in street names, road closures, traffic flow or other road system changes may affect the accuracy of the mapping software. Rely on your common sense to decide whether or not to follow a specified route. Detailed coverage is not available in every city. Optional periodic geographic updates are available at an additional cost. The Navigational systems in some vehicles are available with bilingual capability. Please see your Navigation system Owner's Manual and your Toyota Dealer for further details.

		Regular Cab	Double Cab		
		Long 5.7L	SR5 Std 4.6L	Long 5.7L	
CURB WEIGHT	kg (lb.)				
	2227 [4910]	●	–	–	
	2306 [5085]	–	●	–	
	2430 [5355]	–	–	●	
TOWING CAPACITY	kg (lb.)				
	4715 [10400]	●	–	–	
	3715 [8200]	–	●	–	
	4535 [10000]	–	–	●	
PAYLOAD³	kg (lb.)				
	855 [1885]	●	–	–	
	605 [1335]	–	●	–	
	655 [1455]	–	–	●	
TURNING CIRCLE	m (ft.)				
	13.4 [44.0]	●	●	–	
	14.9 [49.0]	–	–	●	
FUEL CAPACITY	litres (gal)				
	100 [22]	●	●	●	
FUEL CONSUMPTION RATING²					
City/Highway/Combined	L/100 km				
	mpg (imperial gallon)				
	14.2/10.0/12.3	20/28/23	–	●	–
	15.8/11.0/13.6	18/26/21	●	–	●

[6] Vehicle Stability Control (VSC) is an electronic system designed to help the driver maintain vehicle control under adverse conditions. It is not a substitute for safe driving practices. Factors including speed, road conditions and driver steering input can all affect whether VSC will be effective in preventing a loss of control.

[7] Brake Assist is designed to help the driver take full advantage of the benefits of ABS. It is not a substitute for safe driving practices. Braking effectiveness also depends on proper brake-system maintenance and tire and road conditions.

[8] Smart Stop Technology operates only in the event of certain simultaneous brake and gas pedal applications. When engaged, the system will reduce engine power to help the brakes bring the vehicle to a stop. Factors including speed, road conditions and driver input can all impact stopping distance. Smart Stop Technology is not a substitute for safe and attentive driving and does not guarantee instant stopping.

Toyota Canada Inc. Every effort has been made to ensure the specifications and equipment shown are accurate based on information available at time of printing. In some cases, certain changes in production capacity, standard equipment, options or product delays may occur which would not be reflected in this brochure. Toyota Canada Inc. reserves the right to make these changes without notice or obligation. The Toyota website toyota.ca – or your Toyota Dealer is your best source for up-to-date information.

At Toyota, **quality**, **safety** and **sustainability** are built into every vehicle we make. To learn more about Toyota's commitment to manufacturing safe, high quality, long lasting vehicles – and to see the awards we've won for doing just that – visit **toyota.ca**.



Yaris Hatchback



Camry



Camry Hybrid



RAV4



Sequoia



Yaris



Venza



Prius v



Highlander



Tacoma



Corolla



Avalon



Prius



FJ Cruiser



Tundra



Matrix



Sienna



Highlander Hybrid



4Runner



Join the Conversation – Follow us on Facebook at facebook.com/toyotacanada and on Twitter at twitter.com/toyotacanada.

TOYOTA
make things better



Toyota recognizes its duty to safeguard the environment. Please recycle. PRINTED IN CANADA C0002-0462E-25 21M