

# HONDA

The Power of Dreams

## Better value motoring

Honda does not support the usual industry practice of special offers, demonstrator sales, and fleet discounts.

Honda's policy is intended to give customers confidence when buying a new car. Our price promise means the competitive recommended retail price remains the same for everyone. It means you can concentrate on choosing the car that meets your needs.



If you'd like help with purchasing your new Civic, you'll find extra assistance available from Honda Finance. We can give you several options for both personal and fleet purchasing, all at very competitive rates.

## Honda Lease Direct

Leasing your new Civic Sedan could make good financial sense. Fixed monthly payments will simplify your cash flow planning and all maintenance is covered.

By using Honda Lease Direct, you can get competitive lease rates and the reassurance of dealing with a lease company that knows its cars inside out. Honda Lease Direct can tailor a lease solution to your needs, leaving you to relax and simply enjoying driving your new Civic Sedan.

For more information about leasing, please speak to your Honda dealer or call us on 0800 382 382.

## Honda on the web

Check out [www.honda.co.nz](http://www.honda.co.nz) you'll find a full dealer listing, all the latest information about the new Civic Sedan, prices, complete accessory listings, and independently-supplied comparison charts to make your purchasing decision easier.

## The new Civic Hatchback

The new Civic is also available as a 5-door hatchback, with the 1.7 litre VTEC II engine. Your dealer will be happy to give you more details.



## How to contact us

Tel: 0800 248 421

Fax: 09 262 3247

Email: [hondacare@honda.co.nz](mailto:hondacare@honda.co.nz)

Web site: [www.honda.co.nz](http://www.honda.co.nz)

Honda New Zealand Limited  
105 Wiri Station Road  
PO Box 97 340  
South Auckland Mail Centre

Specifications and features listed are accurate at the time of printing (July 2001). Honda New Zealand Limited reserves the right to change specifications at any time without prior notice.

Some vehicles may be shown with optional equipment, and illustrated examples may differ slightly from New Zealand specification. Paint and trim colours shown may differ from actual colours due to limitations of the printing process.

July 2001 (2001 YM). Part No. 9008-S5A-02-4DR

© Honda New Zealand Limited.

Printed in New Zealand on recycled paper.




# Honda Civic





## seventh heaven



This is the most refined and sophisticated Civic of all. Which is little surprise, given that the Civic is an international success story that dates back over a quarter of a century.

The styling of the all-new Sedan is elegant and understated, with body-coloured bumpers and door handles, and subtle hints of chrome on the grille and boot lid. Inside and out, the fit and

finish are in keeping with a car of three times the price.

The well-appointed cabin is exceptionally spacious, offering increased headroom and legroom. The boot has 10% more useable space, and a wider opening for easier loading and unloading.

The seats, upholstered in a rich grey velour fabric, are raised a little higher for easier entry and exit. And all models are

generously equipped with dual airbags, auto air conditioning, a four-speaker CD sound system, and a whole host of luxury features that are normally the preserve of executive cars.

Under the bonnet are more compact but more powerful 1.5 and 1.7 litre engines. These offer the silky power delivery of much larger motors, but with class-leading economy – and two

of them are available with the very latest VTEC-II technology. With the arrival of the seventh generation Civic Sedan, there's a new benchmark for compact sedans in New Zealand. For this car is not only entertaining to drive, but also supremely refined.

In short, it's as close to perfection as you can get.





## quality with control

From the moment you settle behind the wheel, you're in control. The two-way adjustable driver's seat comes with a fold-down armrest for extra comfort, and with the tilt steering wheel, offers a personal fit. The easy-to-reach controls operate with big-car smoothness. And you have power windows, mirrors and door locks

at your beck and call.

On the road, you'll be amazed at how taut and balanced the new Civic Sedan feels. The body is 39% more rigid than the last model, thanks to computer-aided design techniques and a high-tensile steel structure. With less vibration and flex, you get high-

performance handling and a smoother, quieter ride.

The all-wheel independent suspension gives you exceptional stability, on even the roughest roads.

On the VTI and VTI-S, you also get low profile 195/60 tyres on big 15" wheels for enhanced handling precision. And the steering is



The instrumentation in the all-new Civic Sedan is a model of clarity, and all major controls are within fingertip reach.



The VTI and VTI-S feature Honda's highly acclaimed, all-new Continuously Variable Transmission. This CVT is smaller, lighter and more efficient than any conventional automatic. It uses two pulleys to offer an infinite range of gear ratios, giving you remarkably seamless operation. You'll never feel it change gear, and the engine can operate at maximum efficiency at all times.

precise and beautifully weighted, with speed-sensitive electric power assistance on all models.

Take a short test drive, and you'll realise that the 2001 Civic Sedan is a class above the competition. It's swift, safe and sophisticated, and a car you'll be proud to call your own.



when less is **more**

The new Civic Sedan is more fuel-efficient than ever before: its frugality sets a new standard for cars of this class in New Zealand. All Civic Sedan engines have four valves per cylinder, to increase efficiency and reduce fuel consumption. And to boost economy still further, we've also fitted an electronic direct fire injection system.

This is not at the expense of performance, though. Our unique VTEC-II technology gives you both low-rpm pulling power and high-rpm horsepower. So you can enjoy a little spirited driving now and then without paying for it at the fuel pump. We've also shown the world how to reduce the impact of emissions

on the environment. After all, the first petrol-powered car to meet California's stringent Low Emission Vehicle (LEV) standard was a Honda. Today, every Civic Sedan sold in New Zealand meets international LEV standards, and sets a precedent for other manufacturers to follow. Even better, 90% of the new Civic can be recycled, from the lead-free

aluminium radiator to the trichloroethane-free plastics. It means you can enjoy your driving to the full, knowing that you've chosen a car that respects not only your wallet, but also the environment.

**VTEC**  
Variable Valve Timing with Electronic Lift Control





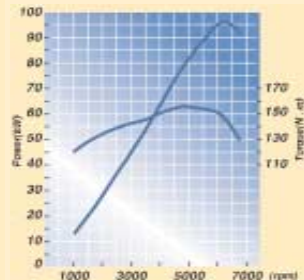
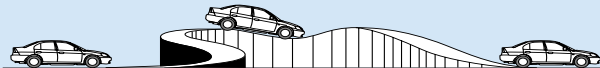
Grade Logic Control means the EXi's four-speed automatic can think for itself. It knows if you're driving uphill or downhill, and adjusts its shift pattern accordingly. This eliminates 'gear hunting,' increases engine braking when required, and gives you more control than you'd get with a normal automatic transmission.

With Grade Logic Control

4 → 3 → 4 → 3 → 2 → 3 → 4 →

Without Grade Logic Control

4 → 3 → 4 → 3 → 4 → 3 → 4 →



The all-new Civic Sedan comes with a choice of three advanced engines, including two motors with second generation VTEC-II technology: an 85kW 1.5 litre, and a 96kW 1.7. These engines squeeze more power from every drop of fuel and adapt to your driving style, switching seamlessly from economy to performance mode. And because you don't have to drive with your foot to the floor to enjoy sporty performance, you'll get better fuel economy: the all-new Civic is an unusually thrifty car, even by Honda standards.

## future perfect

The new Civic Sedan is a brand new car from the wheels up. The 'cab forward' body gives you more room where it really matters – in the passenger compartment. And advanced soundproofing materials are used throughout the car, reducing road noise and vibration to levels you'd normally find in a large luxury sedan.

A completely flat floor gives the new Civic Sedan more interior space than ever before. You can sit in the middle of the rear bench seat without having to contort your legs around a hump in the floor.

Thoughtful touches abound – even little things such as a built-in timer for the rear window defroster. You'll find adjustable head restraints and seat belts in the front, plus ample storage space with numerous cup holders. And you can make maximum use of the large boot space simply by folding down the 60/40 split rear seats.

After a few days of ownership, you'll realise that the new Civic Sedan embodies all the values you'd expect from Honda: refinement, durability and intelligent engineering.



## protect yourself

The latest Civic sets a new world standard for compact car safety – with the best-ever protection for not only you and your passengers, but also pedestrians.

Honda's unique G-Force Control technology is built into the very core of the car. The strong passenger compartment is framed by slim but rigid pillars for maximum outward visibility. You're protected by a ring of reinforced steel, side intrusion beams, passenger safety zones, and

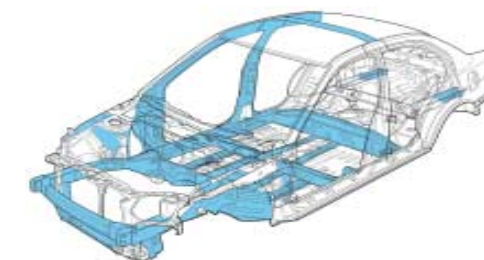
seat belt pretensioners with load limiters.

All new Civic Sedans have two front SRS airbags, not just one. And the VTi-S includes side SRS airbags for even greater protection, as well as an Occupant Position Detection System – so the passenger airbags won't activate if you are sitting incorrectly.

For the safest possible stopping, all Sedan models have power-assisted dual circuit brakes. On the VTi and VTi-S, you'll also find ABS anti-lock brakes

to give you safer emergency stopping with maximum steering control, and Electronic Brake Distribution, which balances the braking power delivered to each wheel.

Security also means keeping your car safe when no-one's driving it. So we've given all Civic Sedans remote central door locking and an engine immobiliser. Even the radio aerial is untouchable, being built into the rear window. After all, your new Civic Sedan is an investment you'll want to protect.





The new Civic Sedan is a car with a personality. So you'll want to add a little of your own. Your dealer can help you with a wide range of Genuine Honda accessories, and if you have them installed at the time of purchase, they're fully covered by the 36 month, 100,000 kilometre new car warranty.

- A colour-matched body kit is the ultimate in visual enhancement. You can order the complete kit, or the individual components. These include a front spoiler, a rear spoiler with built-in high-level brake light, side skirt kit, and a rear bumper sill.
- Adding foglights will give you extra illumination in bad conditions and a sportier look to the front end.
- Protect your investment with a Genuine Honda Alarm to complement your car's keyless entry system.
- Slimline door visors will keep the wind out of your hair when the windows are down – and help keep your car cleaner too.


#### Other available accessories include:

- contoured, custom-fit heavy duty floor mats with Civic logo
- stainless steel sill protectors
- gold emblems
- reverse proximity sensor
- bumper corner protectors
- multi disk CD changer
- towbar
- slimline door visors
- a selection of alloy wheels
- headlight protectors
- roof & bike racks
- paint & fabric protection



## accessorise your civic sedan

#### Colour variations



For your peace of mind, every new Honda comes with a 3 year or 100,000 kilometre\* body and mechanical warranty.  
\*Whichever comes first.

### CIVIC SEDAN SPECIFICATIONS

KEY: ☒ Standard equipment ☐ Optional equipment

Mechanical	EXi	VTi	VTi-S
16-valve four cylinder inline aluminium engine with electronic direct fire ignition.	<input checked="" type="checkbox"/>	<input checked="" type="checkbox"/>	<input checked="" type="checkbox"/>
1.5 litre with maximum power of 77kW @ 5,800rpm and maximum torque of 138Nm @ 4,200rpm.	<input checked="" type="checkbox"/>	<input checked="" type="checkbox"/>	<input checked="" type="checkbox"/>
1.5 litre with maximum power of 85kW @ 6,500rpm and maximum torque of 142Nm @ 4,800rpm.	<input checked="" type="checkbox"/>	<input checked="" type="checkbox"/>	<input checked="" type="checkbox"/>
1.7 litre with maximum power of 96kW @ 6,300rpm and maximum torque of 158Nm @ 4,800rpm.	<input checked="" type="checkbox"/>	<input checked="" type="checkbox"/>	<input checked="" type="checkbox"/>
VTEC-II (Variable Valve Timing with Electronic Lift Control) performance enhancing technology.	<input checked="" type="checkbox"/>	<input checked="" type="checkbox"/>	<input checked="" type="checkbox"/>
LEV (Low Emission Vehicle) rating.	<input checked="" type="checkbox"/>	<input checked="" type="checkbox"/>	<input checked="" type="checkbox"/>
91-octane regular unleaded fuel. 50 litre tank capacity.	<input checked="" type="checkbox"/>	<input checked="" type="checkbox"/>	<input checked="" type="checkbox"/>
5-speed manual transmission, short throw gear lever.	<input checked="" type="checkbox"/>	<input checked="" type="checkbox"/>	<input checked="" type="checkbox"/>
4-speed auto transmission with electronic lock-up clutch and Grade Logic Control.	<input checked="" type="checkbox"/>	<input checked="" type="checkbox"/>	<input checked="" type="checkbox"/>
Second-generation stepless ratio CVT transmission with enhanced engine braking technology.	<input checked="" type="checkbox"/>	<input checked="" type="checkbox"/>	<input checked="" type="checkbox"/>
Front McPherson strut and rear double wishbone suspension with progressive valve hydraulic shock absorbers and front and rear stabiliser bars.	<input checked="" type="checkbox"/>	<input checked="" type="checkbox"/>	<input checked="" type="checkbox"/>
Speed-sensitive electric power-assisted rack and pinion steering (EPS), with four-spoke sports steering wheel.	<input checked="" type="checkbox"/>	<input checked="" type="checkbox"/>	<input checked="" type="checkbox"/>
Power-assisted disc brakes with dual split-circuit hydraulic backup system and ventilated front discs.	<input checked="" type="checkbox"/>	<input checked="" type="checkbox"/>	<input checked="" type="checkbox"/>
Steel 14x5" wheels with alloy-look covers and 185/70 R14 steel belted tyres.	<input checked="" type="checkbox"/>	<input checked="" type="checkbox"/>	<input checked="" type="checkbox"/>
Alloy 15x6" wheels with 195/60 HR15 steel belted low profile tyres.	<input checked="" type="checkbox"/>	<input checked="" type="checkbox"/>	<input checked="" type="checkbox"/>
Safety and security	EXi	VTi	VTi-S
Engine immobiliser and remote central locking on all doors.	<input checked="" type="checkbox"/>	<input checked="" type="checkbox"/>	<input checked="" type="checkbox"/>
G-Force Control Technology bodyshe'll for maximum passenger protection.	<input checked="" type="checkbox"/>	<input checked="" type="checkbox"/>	<input checked="" type="checkbox"/>
ABS anti-lock braking system with Electronic Brake Distribution (EBD).	<input checked="" type="checkbox"/>	<input checked="" type="checkbox"/>	<input checked="" type="checkbox"/>
Driver and passenger front SRS airbags.	<input checked="" type="checkbox"/>	<input checked="" type="checkbox"/>	<input checked="" type="checkbox"/>
Driver and front passenger side SRS airbags, with front occupant position detection system.	<input checked="" type="checkbox"/>	<input checked="" type="checkbox"/>	<input checked="" type="checkbox"/>
Side intrusion beams.	<input checked="" type="checkbox"/>	<input checked="" type="checkbox"/>	<input checked="" type="checkbox"/>
Child restraint 'locking reel' anchor, rear childproof door locks.	<input checked="" type="checkbox"/>	<input checked="" type="checkbox"/>	<input checked="" type="checkbox"/>
Front seat belt pretensioners with load limiters and height adjustable anchor points.	<input checked="" type="checkbox"/>	<input checked="" type="checkbox"/>	<input checked="" type="checkbox"/>
Collapsible steering column.	<input checked="" type="checkbox"/>	<input checked="" type="checkbox"/>	<input checked="" type="checkbox"/>
Exterior	EXi	VTi	VTi-S
Impact-absorbing body-coloured bumpers and door handles.	<input checked="" type="checkbox"/>	<input checked="" type="checkbox"/>	<input checked="" type="checkbox"/>
Green tinted glass all round and chrome grille trim.	<input checked="" type="checkbox"/>	<input checked="" type="checkbox"/>	<input checked="" type="checkbox"/>
Body coloured door mouldings.	<input checked="" type="checkbox"/>	<input checked="" type="checkbox"/>	<input checked="" type="checkbox"/>
Chrome window surrounds.	<input checked="" type="checkbox"/>	<input checked="" type="checkbox"/>	<input checked="" type="checkbox"/>
Front and rear mudflaps.	<input checked="" type="checkbox"/>	<input checked="" type="checkbox"/>	<input checked="" type="checkbox"/>
Body-coloured powered door mirrors.	<input checked="" type="checkbox"/>	<input checked="" type="checkbox"/>	<input checked="" type="checkbox"/>
Electrically retractable door mirrors.	<input checked="" type="checkbox"/>	<input checked="" type="checkbox"/>	<input checked="" type="checkbox"/>
Rear window element aerial.	<input checked="" type="checkbox"/>	<input checked="" type="checkbox"/>	<input checked="" type="checkbox"/>
Twin speed windscreen wipers with intermittent and flick/wipe/wash feature.	<input checked="" type="checkbox"/>	<input checked="" type="checkbox"/>	<input checked="" type="checkbox"/>
Interior	EXi	VTi	VTi-S
Single disc in-dash CD player with four-speaker sound system.	<input checked="" type="checkbox"/>	<input checked="" type="checkbox"/>	<input checked="" type="checkbox"/>
Power windows, auto driver's window with safety reverse cut-out and illuminated driver's switch.	<input checked="" type="checkbox"/>	<input checked="" type="checkbox"/>	<input checked="" type="checkbox"/>
Auto air conditioning.	<input checked="" type="checkbox"/>	<input checked="" type="checkbox"/>	<input checked="" type="checkbox"/>
Two-way height adjustable driver's seat, adjustable front head restraints.	<input checked="" type="checkbox"/>	<input checked="" type="checkbox"/>	<input checked="" type="checkbox"/>
Tilt-adjustable steering column.	<input checked="" type="checkbox"/>	<input checked="" type="checkbox"/>	<input checked="" type="checkbox"/>
Driver's seat armrest.	<input checked="" type="checkbox"/>	<input checked="" type="checkbox"/>	<input checked="" type="checkbox"/>
60/40 fold down High Back rear seat.	<input checked="" type="checkbox"/>	<input checked="" type="checkbox"/>	<input checked="" type="checkbox"/>
Driver and passenger vanity mirrors with cover, glove box and centre console, ticket holders, plus front cup holders.	<input checked="" type="checkbox"/>	<input checked="" type="checkbox"/>	<input checked="" type="checkbox"/>
Rear console drink holder.	<input checked="" type="checkbox"/>	<input checked="" type="checkbox"/>	<input checked="" type="checkbox"/>
Dimensions	EXi	VTi	VTi-S
Length		4,450 mm	
Width		1,715 mm	
Height		1,440 mm	
Ground clearance (laden)		113 mm	
Turning circle		11.2 m	
Capacities	EXi	VTi	VTi-S
Luggage capacity		450/1	
Towing weight		500 kg	
Seating capacity		5	
Weights	EXi	VTi	VTi-S
Curb weight kg (manual transmission)	1,090	1,110	N/A
Curb weight kg (automatic transmission)	1,115	1,140	1,145

